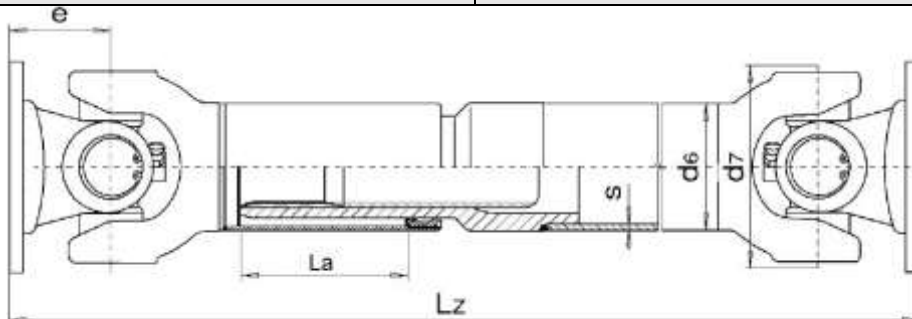


MdB= 3500 Nm - MdG= 5000 Nm

Ingombro Rotazione 122 mm

Esecuzione Codice 46
Allungamento Standard La=100 mm

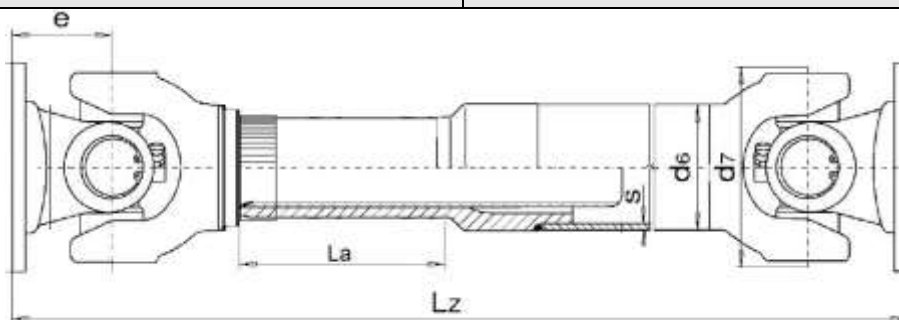
Tubo d6+S
76.2x2.41 / 88.9x2.41 / 100x2.5 / 120x3 / 120x2,5
 β max 25°



Flangia	L
DIN120 / DIN150 / SAE1400	430
SAE1500 - β max 20°	402
KV120	450
KV150	426

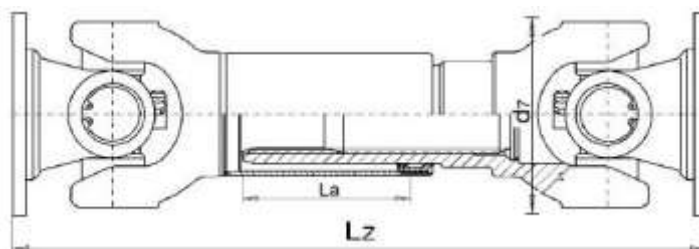
Esecuzione Codice 56
Alto Allungamento La=250 mm

Tubo d6+S
76.2x2.41 / 88.9x2.41 / 100x2.5 / 120x3 / 120x2,5
 β max 25°



Flangia	L
DIN120 / DIN150 / SAE1400	605
SAE1500 - β max 20°	577
KV120	625
KV150	601

Esecuzione Codice 44 - Scorrevole corta

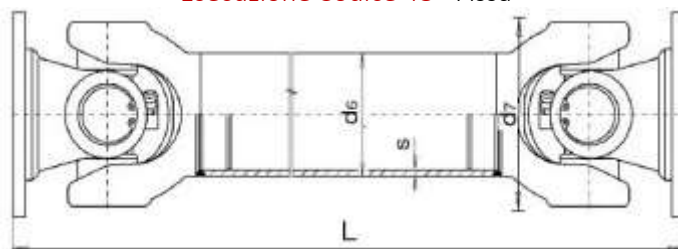


Flangia - β max 25°	Lz minima	La
DIN 120 / DIN150 / SAE1400	325	30
SAE 1500 - β max 20°	297	30
KV/XS120	245	30
KV/XS150	321	30

MdB= 3500 Nm - MdG= 5000 Nm

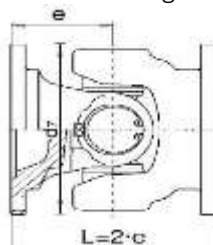
Ingombro Rotazione 122 mm

Esecuzione Codice 48 - Fissa



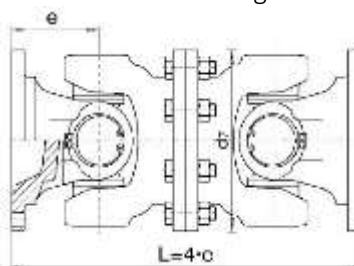
Flangia - β max 25°	L minima	Tube
DIN 120 / DIN150 / SAE1400	306	76.2x2.41 / 88.9x2.41
SAE 1500	278	76.2x2.41 / 88.9x2.41
KV/XS120	326	76.2x2.41 / 88.9x2.41
KV/XS150	302	76.2x2.41 / 88.9x2.41

Esecuzione Codice 314 - giunto semplice



Flangia	L
DIN 120 / DIN150 / SAE1400	130
SAE 1500	102

Esecuzione Codice 7675 - giunto doppio



Flangia	L
DIN 120 / DIN150 / SAE1400	260
SAE 1500	204