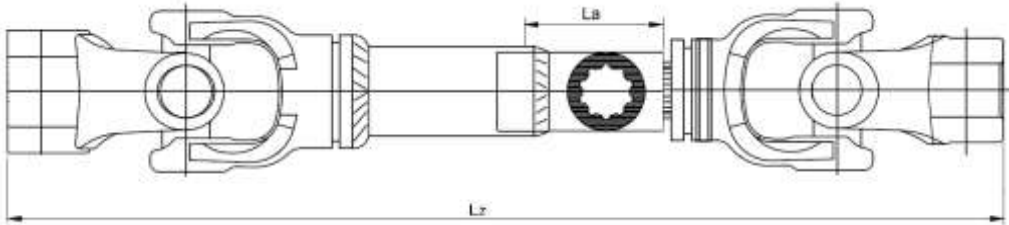
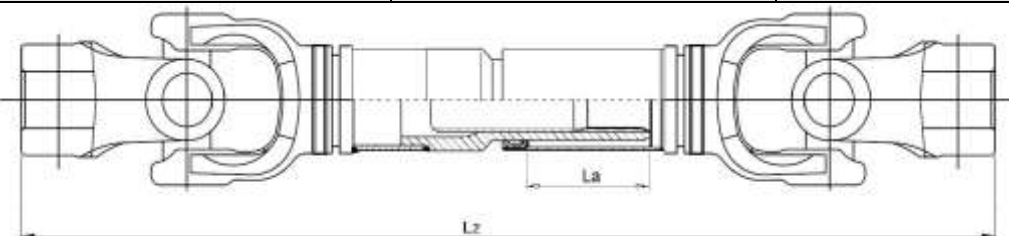
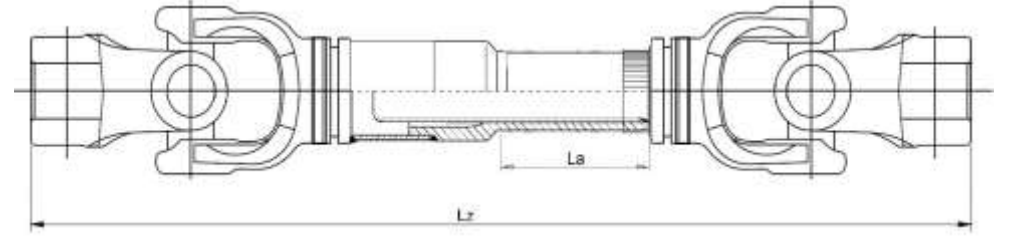
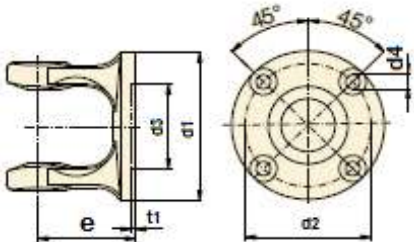
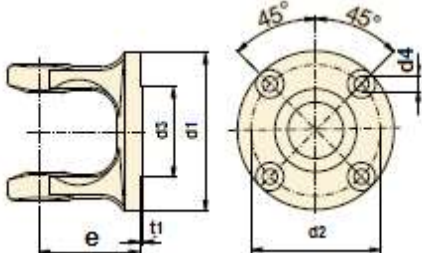


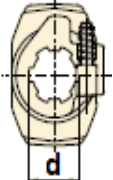


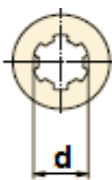
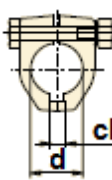
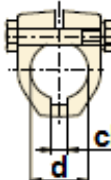
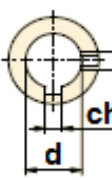
MdB= da 450 a 3500 Nm - MdG= da 800 a 5000 Nm

Esecuzione Codice MX.56B Allungamento fino a La=1000 mm	$\beta$ max. 50°	Massimo giri consigliati 1000rpm
		

Esecuzione Codice MX.46 Allungamento La=110 mm	$\beta$ max. 50°	giri consigliati oltre a 1000rpm fino a 5000rpm
		

Esecuzione Codice MX.56 Allungamento La=250 mm	$\beta$ max. 50°	giri consigliati oltre a 1000rpm fino a 5000rpm
		

Flange Di Attacco	Flange DIN - Fig.1	Flange SAE - Fig.4
		

Forcelle Di Attacco							
	Fig.5	Fig.6	Fig.7	Fig.8	Fig.9	Fig.10	Fig.11

MdB= da 450 a 3500 Nm - MdG= da 800 a 5000 Nm

### Serie MX1 – 22x54

Flange e Forcelle	Figura	d. H7	d1	d4	d3	d2	d7	Lz minima	MdB	MdG
DIN90	1		90	4x8.20	47	74.50	60	Richiesta cliente	450	750
SAE1100	4		90	4x8	57.15	69.85				
1" 1/8 Z6	5-8									
1" 3/8 Z6	5-6-7-8									
1" 3/8 Z21	5-6-7-8									
Forcella a mozzo	9-10-11	20÷30								

### Serie MX2 – 23.8x61.3

Flange e Forcelle	Figura	d. H7	d1	d4	d3	d2	d7	Lz realizzabile	MdB	MdG
DIN90	1		90	4x8.30	47	74.5	60	Richiesta cliente	600	1100
SAE1100	4		90	4x8.30	57.15	69.85				
1" 1/8 Z6	5-8									
1" 3/8 Z6	5-6-7-8									
1" 3/8 Z21	5-6-7-8									
Forcella a mozzo	9-10-11	20÷30								

### Serie MX4 – 27x74.6

Flange e Forcelle	Figura	d. H7	d1	d4	d3	d2	d7	Lz realizzabile	MdB	MdG
DIN90	1		90	4x8.30	47	74.50	90	Richiesta cliente	800	1400
SAE1100	4		90	4x8.30	57.15	69.85				
SAE1300	4		100	4x10.30	60.3	79.37				
1" 1/8 Z6	5-8									
1" 3/8 Z6	5-6-7-8									
1" 3/8 Z21	5-6-7-8									
Forcella a mozzo	9-10-11	25÷35								

### Serie MX6 - 30.2x92

Flange e Forcelle	Figura	d. H7	d1	d4	d3	d2	d7	Lz realizzabile	MdB	MdG
DIN 120	1		120	4X12.2	75	101.5	110	Richiesta cliente	1700	2500
SAE1300	4		100	4x10.3	60.3	79.37				
SAE1400	4		116	4X12.3	69.85	95.27				
1" 3/8 Z6	5-6-7-8									
1" 3/8 Z21	5-6-7-8									
1" 3/4 Z6	6-7-8									
1" 3/4 Z20	6-7-8									
Forcella a mozzo	9-10-11	30÷45								

### Serie MX8 - 34.9x106.3

Flange e Forcelle	Figura	d. H7	d1	d4	d3	d2	d7	Lz realizzabile	MdB	MdG
D.148	1		148	4X15.20	85	130	125	Richiesta cliente	3200	4500
SAE1400	4		116	4X12.30	69.85	95.27				
SAE1500	4		148	4X14.30	95.27	120.67				
1" 3/8 Z6	5-6-7-8									
1" 3/8 Z21	5-6-7-8									
1" 3/4 Z6	6-7-8									
1" 3/4 Z20	6-7-8									