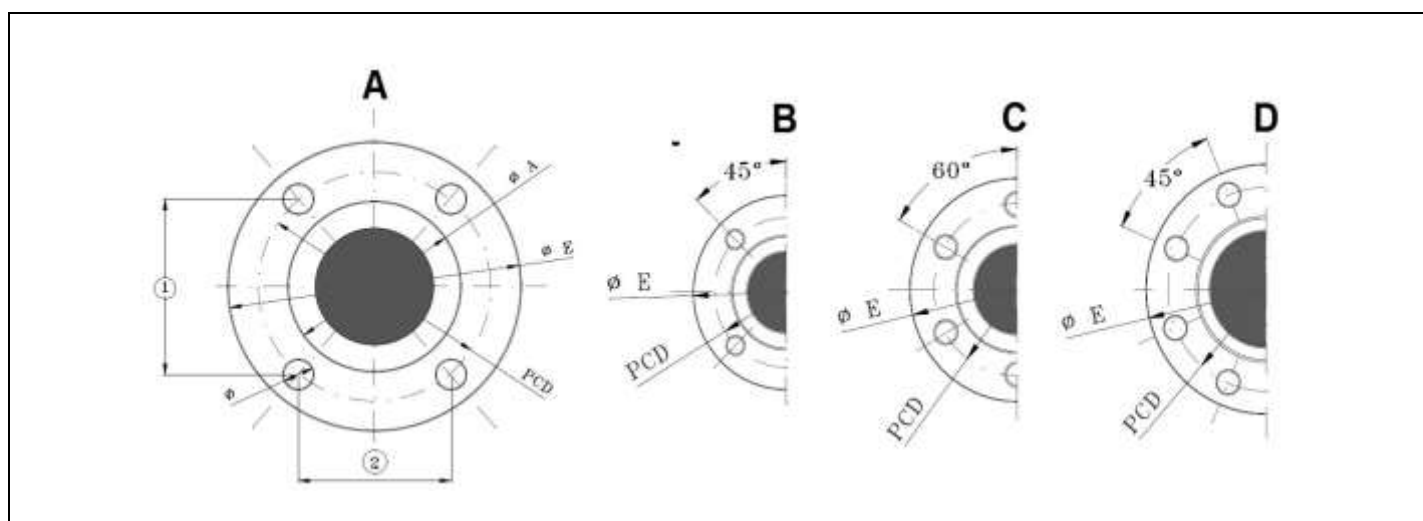
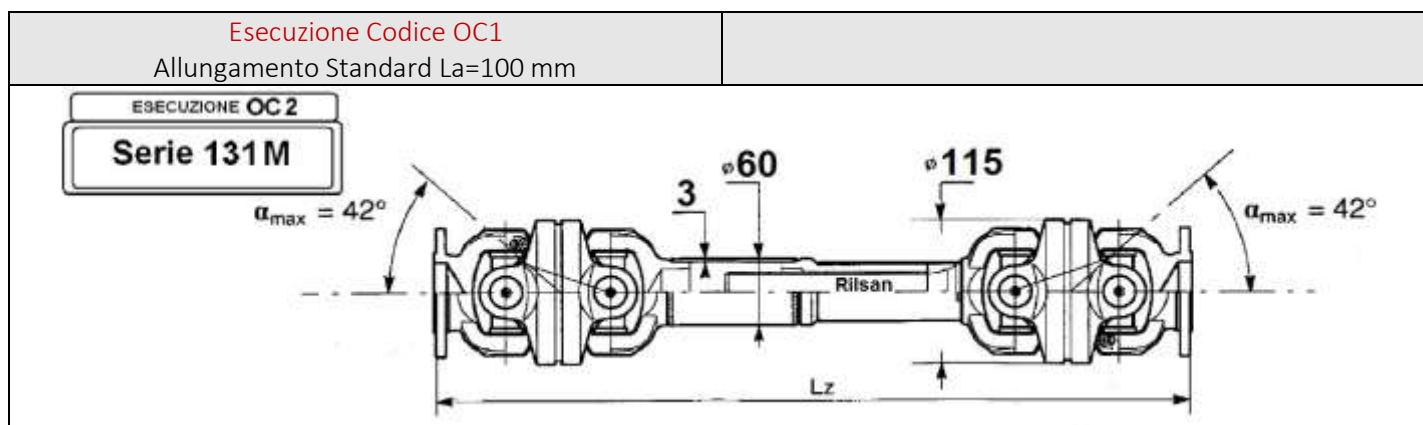
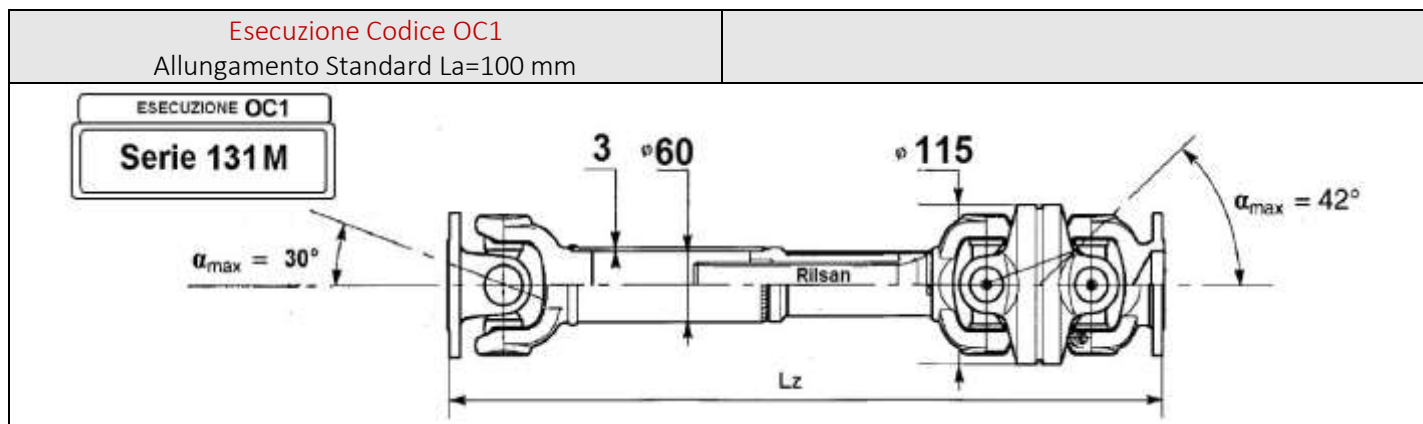


MdB= 1200 Nm - MdG= 1930 Nm



MdB= 1200 Nm - MdG= 1930 Nm

Codice	Veicolo	Ø Pcd	Ø Fori	Fori 1x2	Ø Accoppiamento	Ø Flangia	Fig.
OC165500	DIN 90	74.5	8.2	4 equidistanti	47H7 femmina	90	B
OC265500	DIN 90	74.5	8.2	4 equidistanti	47H7 femmina	90	B
OC165501	DIN 100	84	8.2	6 equidistanti	57 H7 femmina	100	C
OC265501	DIN 100	84	8.2	6 equidistanti	57 H7 femmina	100	C
OC165502	DIN 120	101.5	10.2	8 equidistanti	75 H7 femmina	120	D
OC265502	DIN 120	101.5	10.2	8 equidistanti	75 H7 femmina	120	D
OC165503	DIN 120	101.5	8.20	8 equidistanti	75 H7 femmina	120	D
OC265503	DIN 120	101.5	8.2	8 equidistanti	75 H7 femmina	120	D
OC165504	DEFENDER 06 (SAE1300)	79.35	10.2	51x60.8	60.32 h7 maschio	97	A
OC265504	DEFENDER 06 (SAE1300)	79.35	10.2	51x60.8	60.32 h7 maschio	97	A
OC165505	MASSIF (SAE1410)	95.27	12.2	61.25x73	69.85 h7 maschio	116	A
OC265505	MASSIF (SAE1410)	95.27	12.2	61.25x73	69.85 h7 maschio	116	A
OC165506	DEFENDER	79.35	9.6	51x60.8	60.32h7 maschio	97	A
OC265506	DEFENDER	79.35	9.6	51x60.8	60.32h7 maschio	97	A
OC165523	DEFENDER 2006	79.35	10.2	51x60.8	60.32 h7 maschio	97	A
OC265523	DEFENDER 2006	79.35	10.2	51x60.8	60.32 h7 maschio	97	A
OC165507	DISCOVERY	950	10.2	67.2x67.2	65 h7 maschio	120	B
OC265507	DISCOVERY	95	10.2	67.2x67.2	65 h7 maschio	120	B
OC165508	GRAND CHEROKEE	86	8.5	6 equidistanti	100 JS9 esterno	100	C
OC265508	GRAND CHEROKEE	86	8.5	6 equidistanti	100 JS9 esterno	100	C
OC165509	JEEP JK	86	8.5	8 equidistanti	99.73 g7 esterno	99.73	D
OC265509	JEEP JK	86	8.5	8 equidistanti	99.73 g7 esterno	99.73	D
OC165510	MINISUBISHI	90	10.2	58x69	60 h7 maschio	115	A
OC265510	MINISUBISHI	90	10.2	58x69	60 h7 maschio	115	A
OC165511	MERCEDES ML	95	10.2	67.20x67.2	70 h7 maschio	120	B
OC265511	MERCEDES ML	95	10.2	67.20x67.2	70 h7 maschio	120	B
OC165512	MERCEDES CLASSE G	84	8.2	8 equidistanti	57 H7 femmina	100	D
OC265512	MERCEDES CLASSE G	84	8.2	8 equidistanti	57 H7 femmina	100	D
OC165513	PATROL Y60 anteriore	81.3	10.2	57.50x57.5	50 h7 maschio	100	B
OC265513	PATROL Y60 anteriore	81.3	10.2	57.50x57.5	50 h7 maschio	100	B
OC165514	PATROL TR	95	12.2	67.20x67.2	65 H7 femmina	120	B
OC265514	PATROL TR	95	12.2	67.20x67.2	65 H7 femmina	120	B
OC165515	PATROL GR-Y60	95	12.2	67.20x67.2	65 h7maschio	120	B
OC265515	PATROL GR-Y60	95	12.2	67.20x67.2	65 h7maschio	120	B
OC165516	SUZUKI	79.2	8.2	56x56	45 h7 maschio	96	B
OC265516	SUZUKI	79.2	8.2	56x56	45 h7 maschio	96	B
OC165517	SUZUKI	84.85	10.2	60x60	45 h7 maschio	110	B
OC265517	SUZUKI	84.85	10.2	60x60	45 h7 maschio	110	B
OC165518	TOYOTA	91	8.2	60x68.5	46 h7 maschio	115	A
OC265518	TOYOTA	91	8.2	60x68.5	46 h7 maschio	115	A
OC165519	TOYOTA	91	10.2	60x68.5	46 h7 maschio	115	A
OC265519	TOYOTA	91	10.2	60x68.5	46 h7 maschio	115	A
OC165520	TOYOTA LJ70	84.85	10.2	60x60	46 h7 maschio	115	B
OC265520	TOYOTA LJ70	84.85	10.2	60x60	46 h7 maschio	115	B
OC165521	TOYOTA BJ42	93.18	10.2	61.5X70	46 h7 maschio	115	A
OC265521	TOYOTA BJ42	93.18	10.2	61.5X70	46 h7 maschio	115	A
OC165522	TOYOTA BJ/70-71-72	93.34	11.2	66x66	46 h7 maschio	115	B
OC265522	TOYOTA BJ/70-71-72	93.34	11.2	66x66	46 h7 maschio	115	B

Lunghezza minima realizzabile 440mm con OC1 Allungamento Standard 100mm

Lunghezza minima realizzabile 550mm con OC2 Allungamento Standard 100mm