

MdB= 90 KNm - MdG= 110 KNm - MdW= 36 KNm

Ingombro Rotazione 285 mm

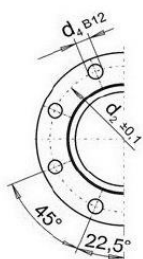
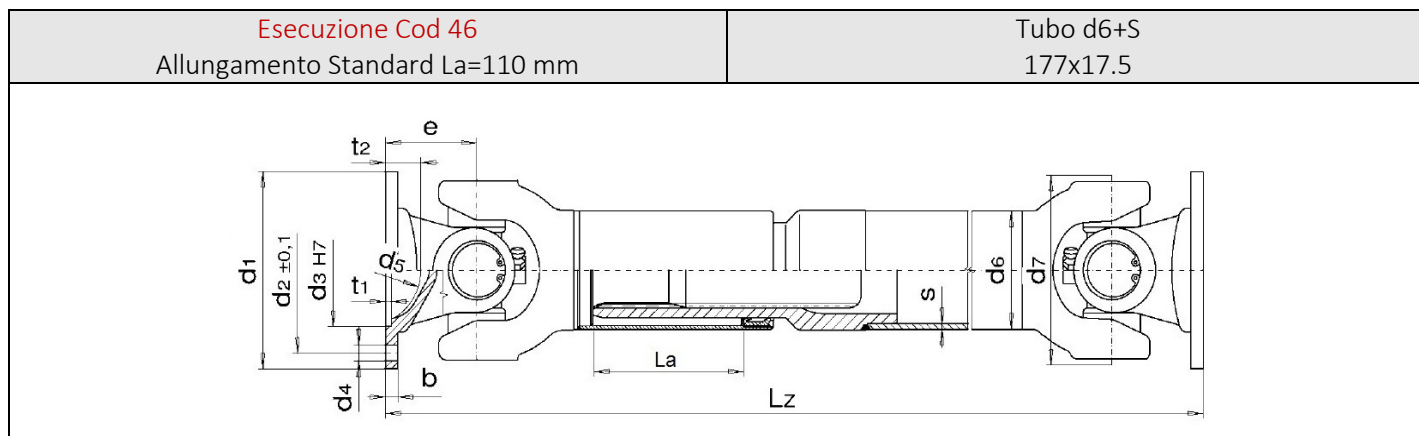


Fig. 3

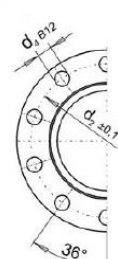


Fig.3B

DIN	Fig.	d1	d4	d3	d2	e	β max	Lz min. La=110
285	3	285	8x20.2	175	245	140	22°	940
315	3	315	8x22.2	175	280	140	22°	940
350	3B	350	10x22.2	220	310	150	22°	940

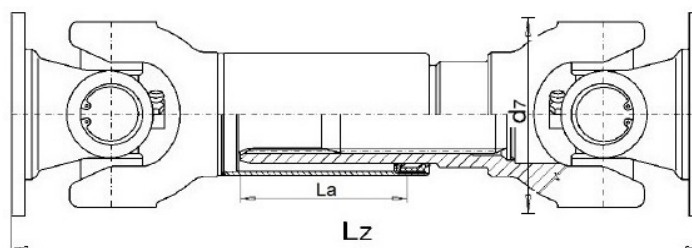
Flange speciali a richiesta disponibile anche con chiavetta trasversale



MdB= 90 KNm - MdG= 110 KNm - MdW= 36 KNm

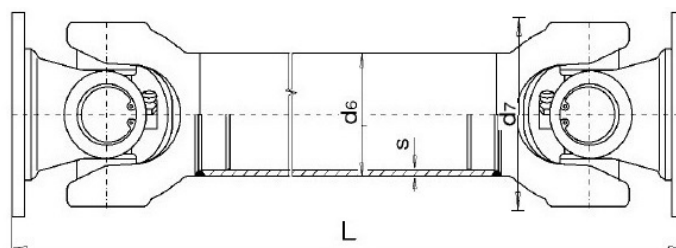
Ingombro Rotazione 285 mm

Esecuzione Cod 44 - Scorrevole corta



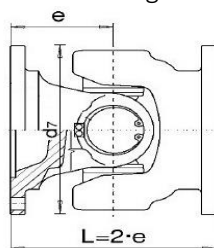
Flangia	Lz minima	La
DIN 285	860	40
DIN 315	860	40
DIN 350	880	40

Esecuzione Cod 48 - Fissa



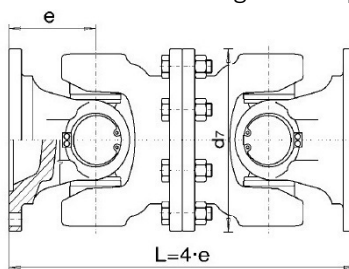
Flangia	L minima	Tubo
DIN 285	640	177x17.5
DIN 315	640	177x17.5
DIN 350	660	177x17.5

Esecuzione cod 314 - giunto semplice



FLANGIA	L
DIN 285	280
DIN 315	280
DIN 350	300

Esecuzione cod 7675 - giunto doppio



FLANGIA	L
DIN 285	560
DIN 315	560
DIN 350	600